






90 elite

Inspired from the past, built for the future

-  Commercial cleaning equipment
-  Industrial cleaning equipment
-  Street cleaning equipment

**Design and Technology
for a cleaner world**



www.dulevo.com

DULEVO
INTERNATIONAL
Passion for Technology





90 elite

The Dulevo model 90 sweeper is the perfect machine to be employed in the heavy industry and in particularly dusty environments. Available in the battery, diesel, and LPG-powered versions, the Dulevo 90 sweeper may be easily employed also in public areas as well as in those areas dedicated to goods handling such as depots, loading/unloading areas, parking lots, etc. Strong, reliable and noiseless, this machine is capable of totally satisfying any cleaning requirement, significantly improving the surrounding environment. Compact and easily manoeuvrable, the Dulevo 90 sweeper offers maximum productivity, reliability with the passing of time, and ease of use.

The direct collection system

The collection is carried out through the side brushes, which send the debris toward the centre of the machine, where the central cylindrical brush hurls it at high speed directly into the container. The dust is sucked and kept in the container thanks to the depression created by a high capacity and prevalence suction fan. The fabric filtering system completes the sleeping cycle, guaranteeing the introduction in the environment of only clean air.

S.B.S. Sensitive Brush System

Its distinctive characteristic is the tested and popular S.B.S. Sensitive Brush System. A DULEVO patent, it maintains pressure to the ground in the central brush unchanged, as set by the operator, automatically and quickly adjusting it to ground surface conditions and to the type of waste to pick up, ensuring outstanding and continuous cleaning in all conditions.



Standard filtering system up to 3 microns...

Designed to retain the finest particles, the standard polyester pocket filtering system makes it an ideal machine to be employed in environments with a high concentration of dust. Thanks to the particular "pocket" conformation, the 90 Elite sweeper has a minimal bulk filtering surface exceeding 6 m², which allows the reduction of jolting time.

...And if that's not enough, choose the power of GORE®

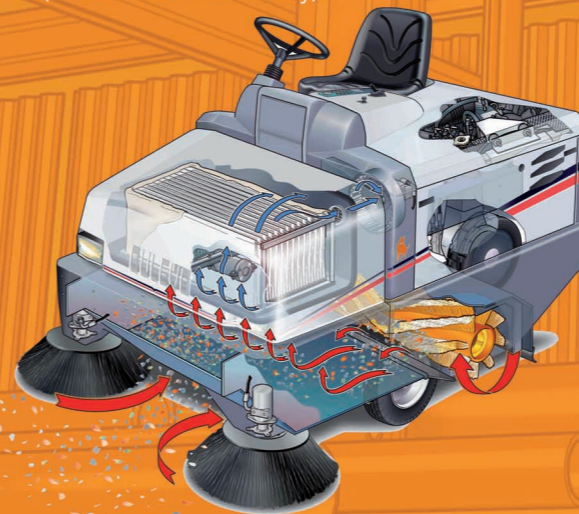
If the work environment is particularly dusty or if what you are looking for is a machine that guarantees a total control over fine particles such as PM10, PM5, and PM2,5, then the Dulevo 90 Elite sweeper is the answer to your needs. The extraordinary filtering GORE® materials strongly increase performance, guaranteeing longer durability, easy clearing, reduced maintenance, a 35% increase in air capacity: All this for a better sweeping quality.

Silent, safe and efficient. In two words: 90 ELITE

Ergonomics is another important characteristic of this industrial sweeper. Very large space for legs, comfortable drive position, very few and simple switches makes the machine pleasant to use and quick to learn. Every detail of this rider industrial sweeper has been designed in order to obtain the best cleaning result and low running cost even from inexperienced users. The easy access to all components and the fully hydraulic technology makes maintenance simple and cheap.

Choose "MAXI" and with the same price you will have:

- Adjustable sprung seat with arm-rests;
- Rubber perimeter bumper;
- Filter in GORE® fiber;
- Double exhaust cartridge + Vortex pre-filter (BK and DK versions only).



The 90 ELITE in synthesis:

- Heavy duty steel frame;
- Water-cooled motors suited for hot climates and long working shifts;
- Standard power steering, for a more comfortable and pleasant driving;
- Total access to the machine's components;
- No electronics;
- Compaction system inside the hopper to increase collection capacity;
- Easy access to filter for inspection and cleaning;
- Replacement of central brush without tools;
- Direct collection system, for an optimum cleaning quality also with heavily worn out brushes;
- Discharge at 1350 mm.

Technical data		90 EH	90 BK	90 DK
Sweeping width:				
-Whit central cylindrical brush	mm	900	900	900
-Whit right side brush	mm	1200	1200	1200
-Whit right and left brushes	mm	1500	1500	1500
Diameter of side brush	mm	550	550	550
Diameter of main brush	mm	300	300	300
Working capacity	m ² /h	14000	14000	14000
Waste hopper capacity	Lt.	340	340	340
Hydraulic dumping up to	mm	1350	1350	1350
Filter area	m ²	6	6	6
Maximum speed	Km/h	7	9	9
Weight	Kg	600	745	735
Engine Make		BEST MOTOR	KUBOTA	KUBOTA
Fuel		BATTERY 36V	PETROL/LPG	DIESEL
Length	mm	2030	2030	2030
Width	mm	1210	1210	1210
Height	mm	1455	1455	1455

