



**850 MINI** 



## Concept

The 850 Mini is, thanks to the excellent synergy of compact design, superlative sweeping efficiency and the large waste hopper capacity, the smallest road sweeper of its class.

Modern design, innovative constructions and effective solutions for applications make the 850 Mini to the perfect working tool for all seasons.

Latest technology and the used high-quality components ensure the high quality demands of the market.

Next to the normal operating spectrum of out door surfaces, cycle paths and pedestrian areas, the 850 Mini is particularly suitable for hard to reach or low areas as parking lots because of its perfect machine dimensions and the manoeuvrability.





### Environment

Environmental awareness and Dulevo belongs together since time immemorial. Low noise and dust emission belongs as well as low water and fuel consumption to the basic concept of the 850 Mini. The engine respects the latest EU emission regulations.

### Comfort

In addition to the application specifications, the ergonomics and operators comfort are a priority. The over-sized standard tires, axles suspension and ideal weight distribution insure a balanced and safe driveability. The powerful drive transmission ensure the use in difficult conditions and on slopes. The hydraulically assisted steering greatly simplify complex manoeuvres.





### Access & Service

The innovative, modular structure, without the use of electronic and belt driven components and the easily removable side-mounted water tanks, simplify the access to all important components for service and maintenance. An additional maintenance hatch below the drivers seat and the button window support easy daily interventions on the suction mouth and hose.

### Working performance

The 850 Mini is reaching due to the flexible adjustable working width of the side brushes a maximum of productivity.

The unique suction mouth and the powerful suction turbine pick up highly effective material as grit, sand and bulky debris. The large water capacity ensure highest operating autonomy and reduce resetting times. The performance can be increased by the optional and innovative recycling system.

## Cabin

The symmetrically arranged cabin of the 850 Mini has been developed for the best operators comfort. An additional insulation, springs and the separation of the cabin from the main sources as engine and turbine, protects the operator from noise emissions and vibrations.

The generous interior space of the cabin makes the machine to an extremely comfortable workplace. The large window surfaces of the cab allows the unobstructed all-round view of the working area. The standard equipment include heated mirrors and the air condition .

## Left Hand Drive

Thanks to the well thought out cab design the 850 Mini can be easily used for left hand driven without rebuilding.



## Operations

The steering column is individually adjustable, the laterally disposed and intuitive control panel is due to self-explanatory function buttons ease to use and avoid operating errors.

The side brush units are controlled by a joystick of the ergonomic positioned control unit located at the arm rest.



# 850 MINI

## Application

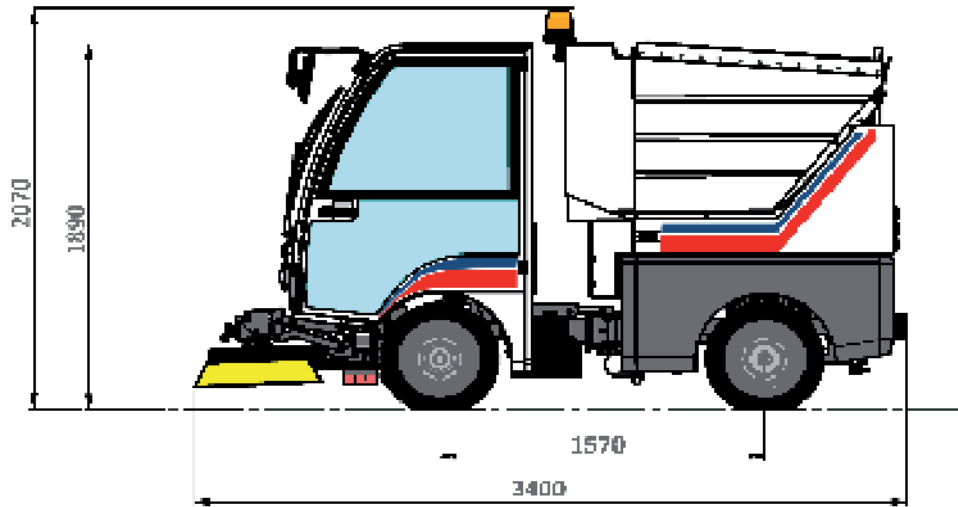
The full motion side brushes are excellent for sweeping corners, gutters and for increasing the working width. The large button window allows the operator perfect view on the suction mouth. As additional working tools a high pressure unit and a manual suction hose can be fitted optionally to enlarge the working spectrum.



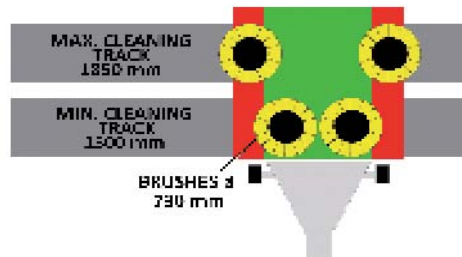
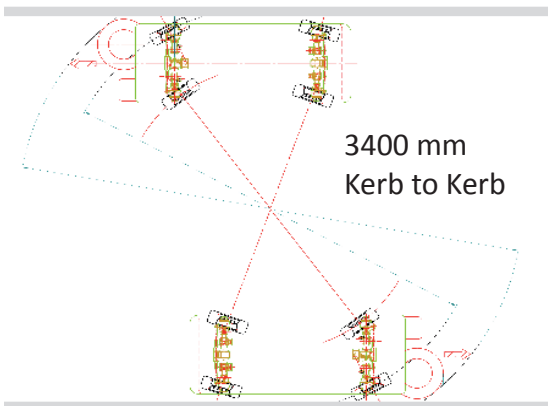
## Security

A major concern of Dulevo is always the safety in the working environment of the machine. The 850 Mini is standardly equipped with a reverse camera with a color screen in the cabin, next to a acoustical warning beeper to ensure a safe reverse driving.





Technical Data		850 MINI
Sweeping width variable	mm	1500 - 1850
Brushes diameter	mm	730
Maximum gradeability	%	25%
Cleaning performance	m <sup>2</sup> /h	22000
Maximum speed	km/h	30
Waste hopper capacity (OPT)	m <sup>3</sup>	0,8 (1)
Dumping Height	mm	1425
PM10 Filtration	Type	hydro mechanical
Water tank capacity	L	200
Engine make		KUBOTA
Number of seats		1
Length	mm	3380
Width	mm	1080
Height	mm	2070
Weight	Kg	1850



**DULEVO INTERNATIONAL S.P.A.**

Via G.Guareschi,1 - 43012 - Fontanellato (Parma) Italia

ph: +39 0521 827711 - Fax: +39 0521 827795

[info@dulevo.com](mailto:info@dulevo.com) - [www.dulevo.com](http://www.dulevo.com)

[www.dulevointernational.com](http://www.dulevointernational.com)

[www.dulevo-hydropower.com](http://www.dulevo-hydropower.com)

[www.dulevo.tv](http://www.dulevo.tv)

